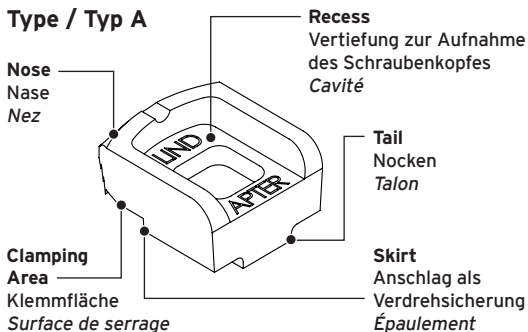


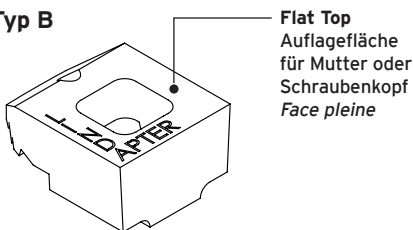
# CORRECT INSTALLATION / RICHTIGE MONTAGE

## Type / Typ A, B, BR, BSLN

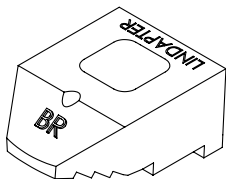
### Type / Typ A



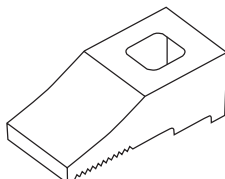
### Type / Typ B



### Type / Typ BR



### Type / Typ BSLN



Approvals (Type A and B only)  
Zulassungen (Nur Typ A und B)  
Homologations (Type A et B seulement)



Bolt Schraube <i>Boulon</i> 8.8	Tightening Torque Anziehmoment <i>Couple</i> Nm
<b>M8</b>	<b>6</b>
<b>M10</b>	<b>20</b>
<b>M12</b>	<b>69</b>
<b>M16</b>	<b>147</b>
<b>M20</b>	<b>285</b>
<b>M24</b>	<b>491</b>

Bolt Schraube <i>Boulon</i> Grd. 5 / A325	Tightening Torque Anziehmoment <i>Couple</i> ft lb
-	-
<b>3/8"</b>	<b>15</b>
<b>1/2"</b>	<b>50</b>
<b>5/8"</b>	<b>108</b>
<b>3/4"</b>	<b>210</b>
<b>1"</b>	<b>362</b>

For safe working loads refer to [www.Lindapter.com](http://www.Lindapter.com)

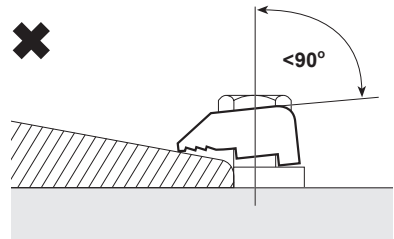
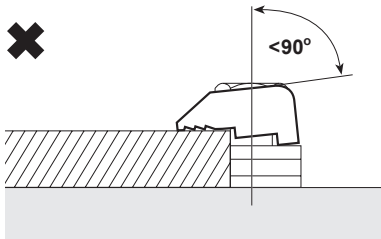
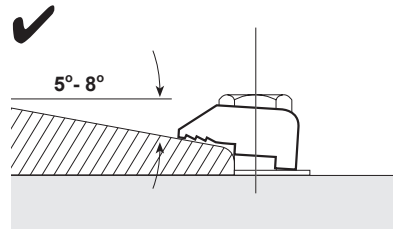
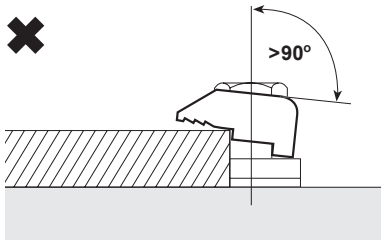
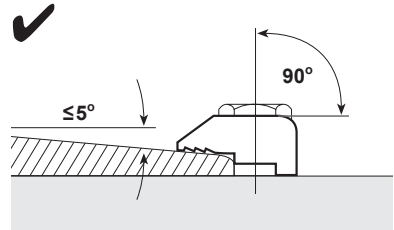
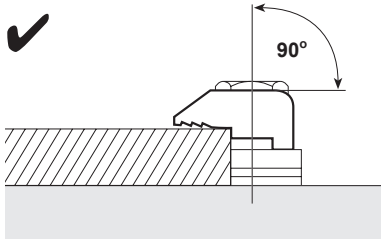
Bitte entnehmen Sie die zulässigen Betriebslasten der gültigen Internetseite [www.Lindapter.de](http://www.Lindapter.de)

Pour les charges maximum applicables se reporter au [www.Lindapter.fr](http://www.Lindapter.fr)

# CORRECT INSTALLATION / RICHTIGE MONTAGE

## Type / Typ A, B, BR, BSLN

Ref: AB\_Nov16



**For correct tail length / packing combination accessories Type CW, P1 short and P2 short are available. Please refer to the catalogue for more details.**

Zur korrekten Anpassung der Nockenhöhe an den Flansch stehen die Zuberhörteile Typ CW, P1 kurz und P2 kurz zur Verfügung. Siehe Katalog.

*Pour l'ensemble correct talon/cale les cales de réglage type CW, P1 court et P2 court sont disponibles. Pour plus de renseignements veuillez consulter le catalogue générale.*