


Type LP

Utilising Lindapter's high strength Type AF clamps for heavy loads, the Type LP is available in bespoke configurations up to 200kN SWL.


LP4 (up to 45kN SWL*)

Lifting Point with 4 Type AF clamps



LP6 (up to 100kN SWL*)

Lifting Point with 6 Type AF clamps



- The Type LP can be supplied with either an Eye Bolt or Load Ring. Please state your requirement when ordering.

Bespoke solutions up to 200kN are also available.

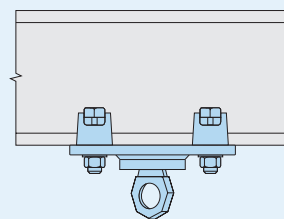
200kN

Bespoke Configurations

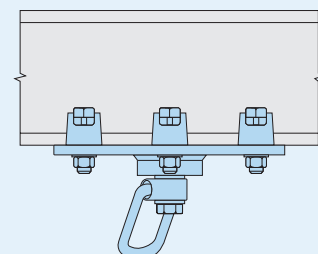
Lindapter manufactures customised Lifting Points to meet individual requirements, two examples are shown on the right. These bespoke connections are designed to specific application requirements, such as vertical loads, loads at an angle and rotation of up to 360°. The product designation, i.e. LP(#) determines the number of Type AF clamps.

For example, the LP6 has six M24 Type AF clamps to create a Safe Working Load of 100kN (4:1 Factor of Safety). Provide details of the loading, rotation, angle and beam dimensions and Lindapter's team of Engineers will design a connection solution to suit your needs.

Type LP4 (with Eye Bolt)



Type LP6 (with Load Ring)



* The Type LP safe working load is limited to the capacity stamped on the load ring/eye bolt.