

Girder Clamp type GC002-4



Enable 3D View



 **This is an interactive pdf document, you can control the 3D Lindapter model by following the basic commands below.**

 **Rotate**  Click the image and hold the left mouse button to turn the Lindapter model relative to the screen. How the objects move depends on where you start dragging, and the direction you drag, such as in a straight line or in curves, circles, or loops.

 **Pan**  Holding both left and right mouse buttons allows the model to be moved vertically and horizontally only.

 **Zoom**  Moving the mouse scroll wheel up or down, will zoom the view toward, or away from the 3D Lindapter model.

 **Advanced options**  Right click the model to reveal additional features.

 **Print current view**  Move the 3D model to the required position and click here to print the page as you see it on screen.